

Norms: EN 60598-1, EN 60598-2-2



PRODUCT DESCRIPTION

Areas of Application: Commercial and Business areas, Public buildings, Housing, Offices, Hotel and Restaurant services, Art and Culture spaces.

Mounting: Ceiling recessed.

Light Distribution: Direct.

Light Source: T5 (G5) lamp.



Control Gear: Electronic equipment, 220-240VAC-50/60Hz.

Materials: Body: Extruded aluminium profile.

Surface Finish: Anodised in natural colour.

Fixing system: Brackets.

DOP - Opal polycarbonate diffuser

	LAMP*	UGR	W	AxBxC (mm)		K1	K3	Kg	HF	DSI	DALI
	T5	≤19	1x14	610x72x81	600x60	-	-	1,6	90053.P114.A	90053.P114.C	90053.P114.D
		≤19	1x21	910x72x81	900x60	-	-	2,3	90053.P121.A	90053.P121.C	90053.P121.D
		≤19	1x24	610x72x81	600x60	-	-	1,6	90053.P124.A	90053.P124.C	90053.P124.D
		≤19	1x28	1210x72x81	1200x60	-	-	3	90053.P128.A	90053.P128.C	90053.P128.D
		≤19	1x35	1510x72x81	1500x60	•	•	3,7	90053.P135.A	90053.P135.C	90053.P135.D
		≤19	1x39	910x72x81	900x60	-	-	2,3	90053.P139.A	90053.P139.C	90053.P139.D
		≤19	1x49	1510x72x81	1500x60	•	•	3,7	90053.P149.A	90053.P149.C	90053.P149.D
		≤19	1x54	1210x72x81	1200x60	-	-	3	90053.P154.A	90053.P154.C	90053.P154.D
		≤22	1x80	1510x72x81	1500x60	•	•	3,7	90053.P180.A	90053.P180.C	90053.P180.D
		≤19	2x14	610x120x81	600x108	-	-	2,2	90053.P214.A	90053.P214.C	90053.P214.D
		≤19	2x21	910x120x81	900x108	-	-	3	90053.P221.A	90053.P221.C	90053.P221.D
		≤22	2x24	610x120x81	600x108	-	-	2,2	90053.P224.A	90053.P224.C	90053.P224.D
		≤19	2x28	1210x120x81	1200x108	-	-	3,8	90053.P228.A	90053.P228.C	90053.P228.D
		≤22	2x35	1510x120x81	1500x108	•	•	4,7	90053.P235.A	90053.P235.C	90053.P235.D
		≤22	2x39	910x120x81	900x108	-	-	3	90053.P239.A	90053.P239.C	90053.P239.D
		≤22	2x49	1510x120x81	1500x108	•	•	4,7	90053.P249.A	90053.P249.C	90053.P249.D
		≤22	2x54	1210x120x81	1200x108	-	-	3,8	90053.P254.A	90053.P254.C	90053.P254.D

COLOUR / FINISH

Code	Description
W	White (RAL 9010)
B	Black (RAL 9005)

*Lamp not included
Example code for order: 90053.P135.D (DALI)

We reserve the right to make technical changes without prior notice.
Electrical/Optical data are subjected to a tolerance of +/-10%.

OPTIONS

Emergency unit

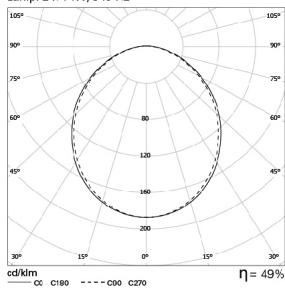


Emergency unit 3 hours
Emergency unit 1 hour

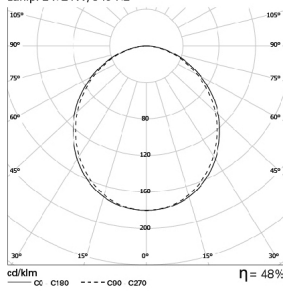
Order code
K3
K1

PHOTOMETRY

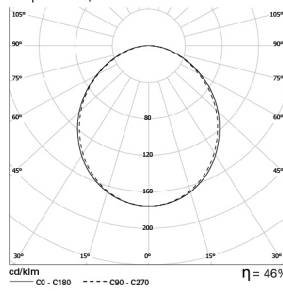
WIND 2x14W DOP
Lamp: 2 x 14W/840 HE



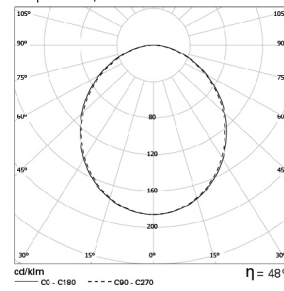
WIND 2x21W DOP
Lamp: 2 x 21W/840 HE



WIND 2x28W DOP
Lamp: 2 x 28W/840 HE



WIND 2x35W DOP
Lamp: 2 x 35W/840 HE



DIMENSIONS



TO SPECIFY:

Linear recessed T5(G5) luminaire, individually mounted with 72mm width extruded aluminium profile, anodised in natural colour with opal polycarbonate diffuser. Available with HF, DSI or DALI control gear. Optional 1 or 3 hours emergency – as Roxo Lighting WIND.

We reserve the right to make technical changes without prior notice. Electrical/Optical data are subjected to a tolerance of +/-10%.